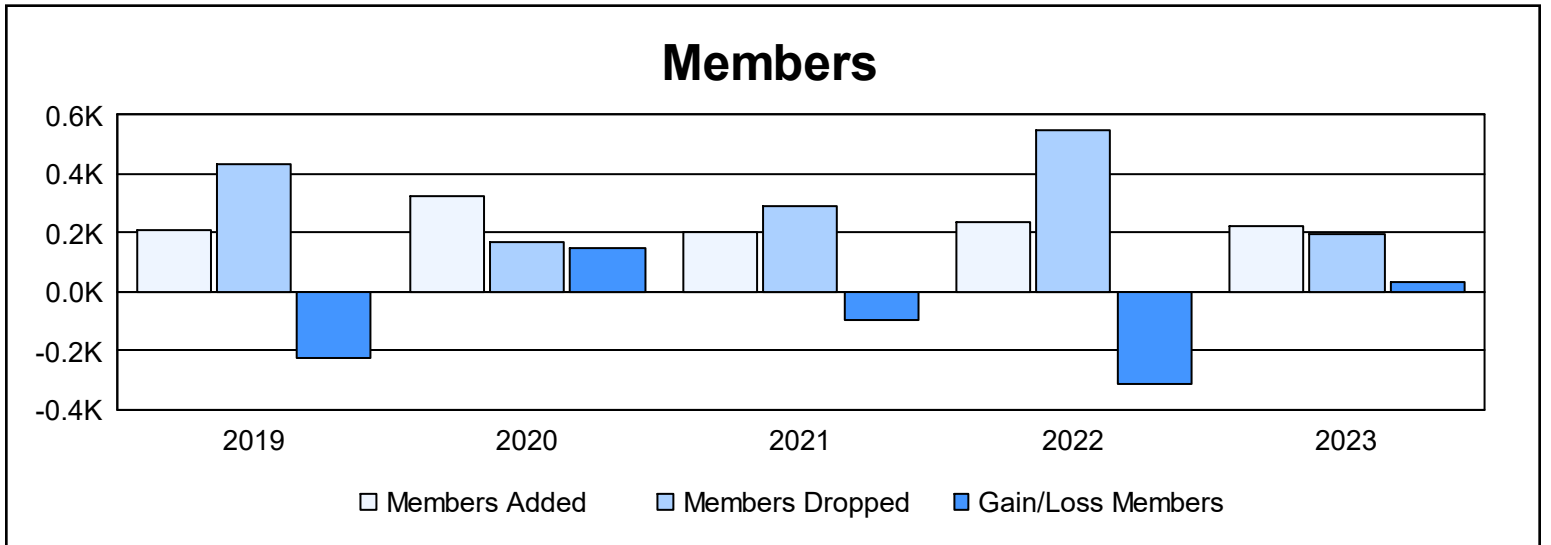
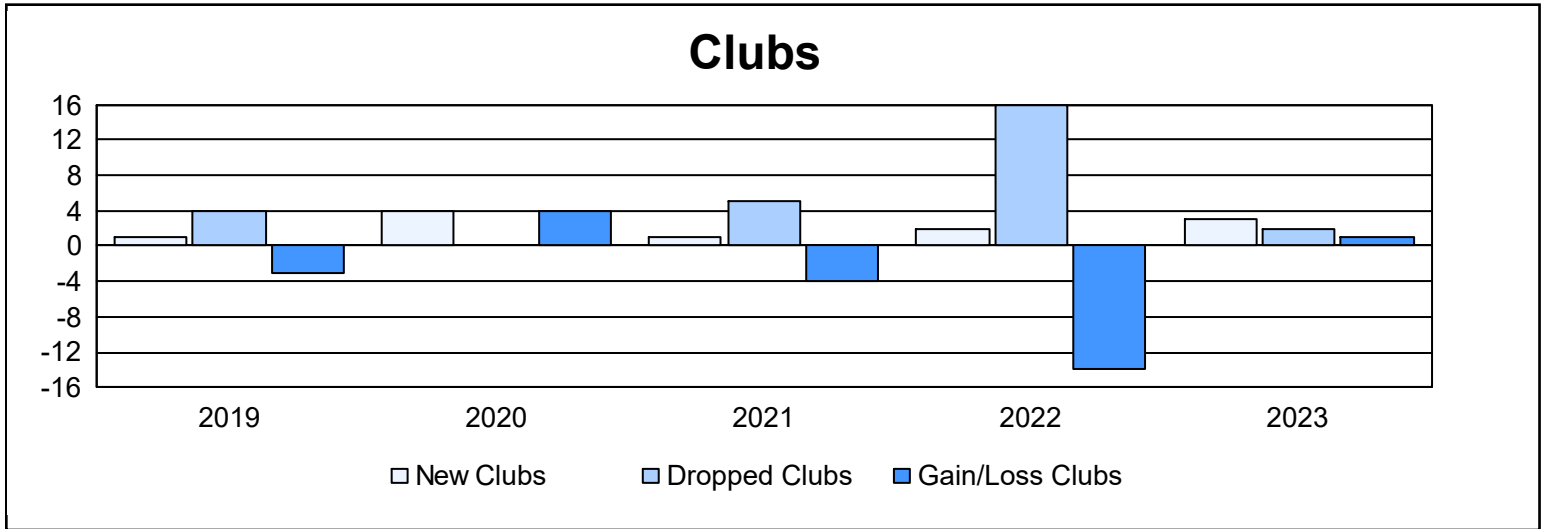
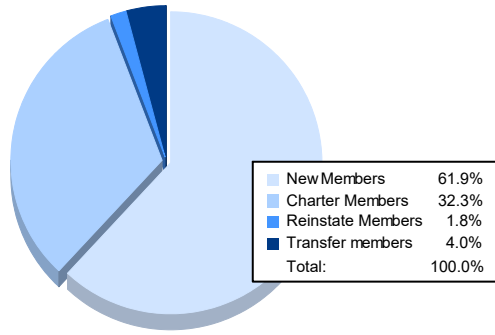


| Year | New Clubs | Dropped Clubs | Gain/ Loss Clubs | New Members | Charter Members | Reinstate Members | Transfer Members | Total Member Added | Total Members Dropped | Gain/ Loss Members |
|----------------|-----------|---------------|------------------|-------------|-----------------|-------------------|------------------|--------------------|-----------------------|--------------------|
| 2018-2019 | 1 | 4 | -3 | 161 | 40 | 0 | 8 | 209 | 432 | -223 |
| 2019-2020 | 4 | 0 | 4 | 215 | 85 | 14 | 9 | 323 | 172 | 151 |
| 2020-2021 | 1 | 5 | -4 | 123 | 52 | 9 | 16 | 200 | 293 | -93 |
| 2021-2022 | 2 | 16 | -14 | 117 | 66 | 31 | 21 | 235 | 551 | -316 |
| 2022-2023 | 3 | 2 | 1 | 138 | 72 | 4 | 9 | 223 | 193 | 30 |
| Average | 2 | 5 | -3 | 151 | 63 | 12 | 13 | 238 | 328 | -90 |



Membership Composition June 2023 Cumulative



Gender Composition June 2023 Cumulative

